

Buildings that learned to think

Brett Spindler

Planon User Group Meeting – Dallas, March 2026



What if?

Honda 2002 – What if OK was not OK?

Simon Sinek 2009 – Simon Sinek introduced the concept of the "Golden Circle" in his famous TED Talk

Confidential Property of Schneider Electric | [Page 3](#)

We need to **create buildings** which are...



Sustainable

On the path to net-zero, digital and electric for decarbonization



Efficient

Optimize operational efficiency leveraging data and analytics



People-centric

Designed to delight people and optimize experience

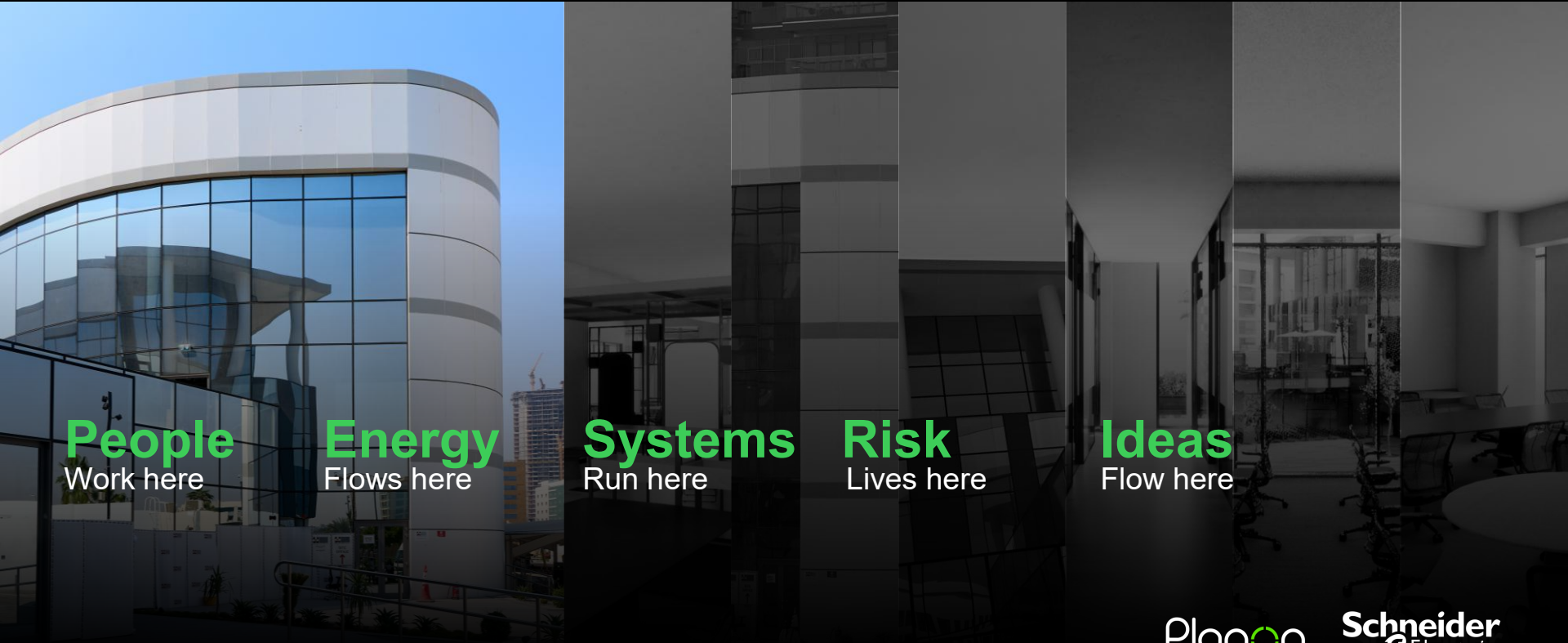


Resilient

Stay competitive with minimal business disruptions

In the real world...

A Real, Occupied, Working Office Building



People
Work here

Energy
Flows here

Systems
Run here

Risk
Lives here

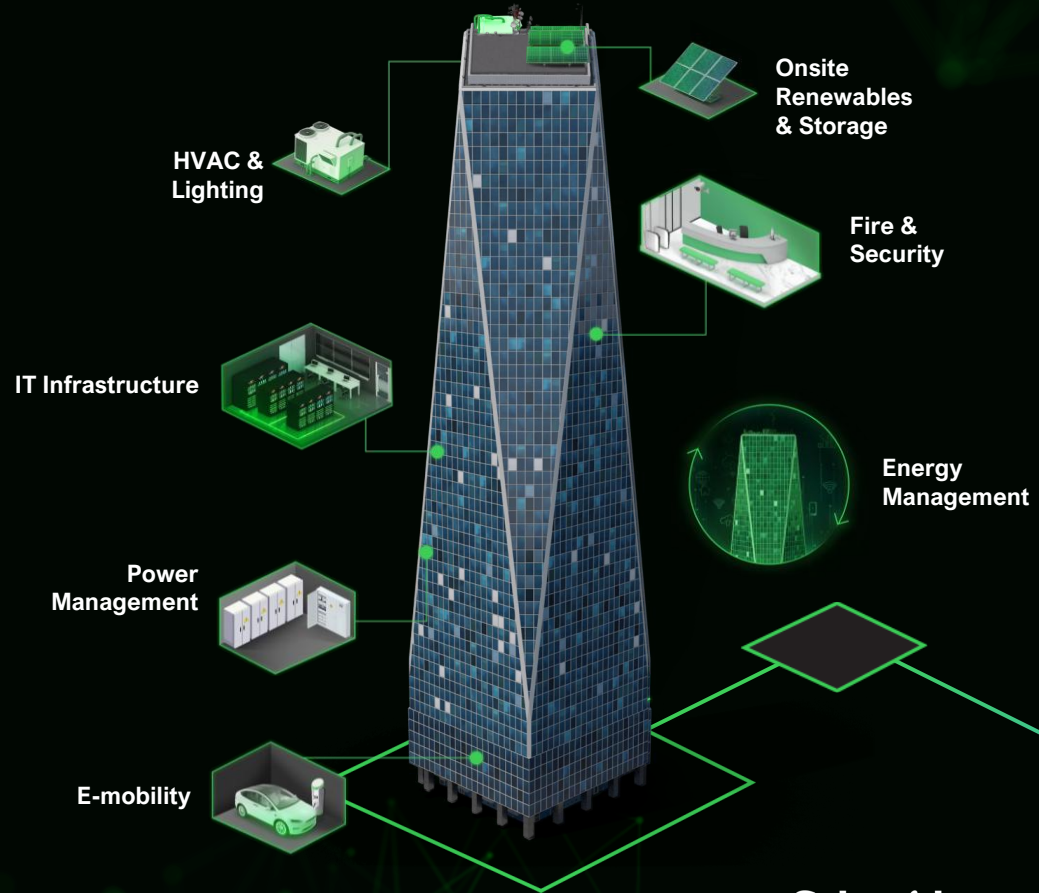
Ideas
Flow here

Together Schneider Electric & Planon
are connecting **building data** & **business processes**



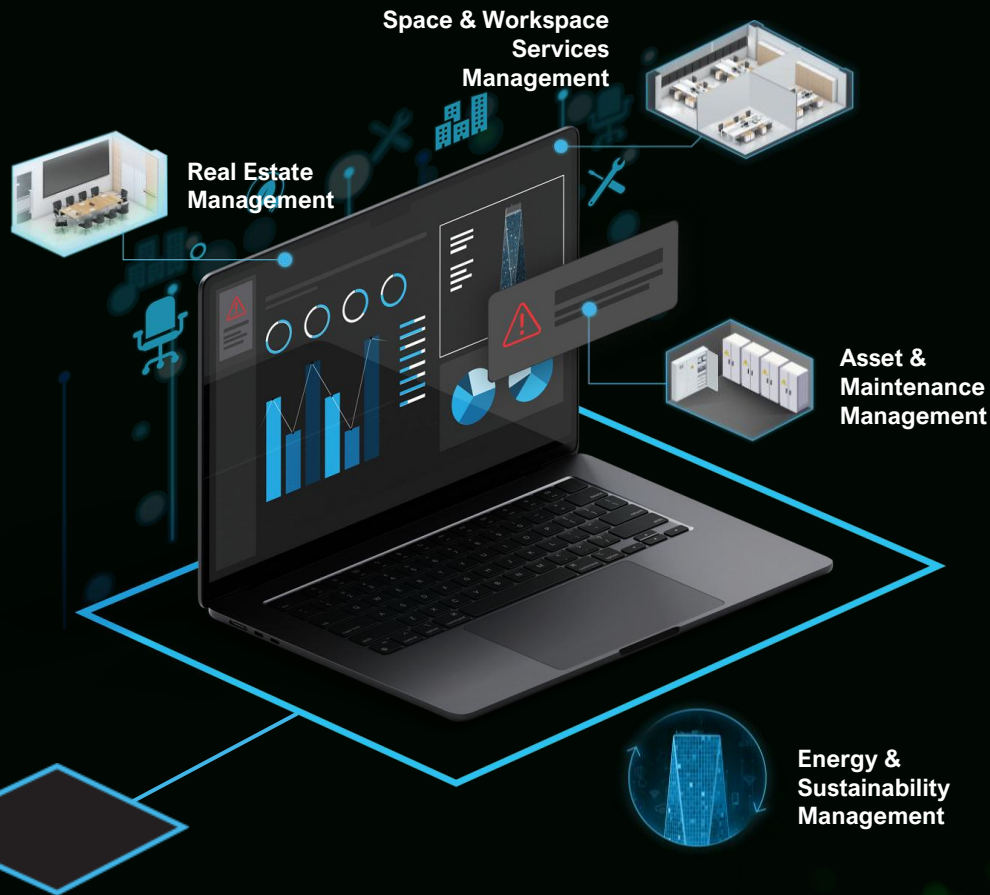
Smart Buildings

With digital solutions for efficiency & sustainability, Schneider Electric **captures, analyzes & acts on data from building systems**



Planon

Schneider
Electric



Smart Operations

With an agnostic IWMS solution, Planon **actions** data from building systems into a **business process context**

Together we create a global champion of Building Software

Smart Buildings + Smart Operations = Intelligent Portfolio

Providing **automated, actionable insights** for the management of buildings and workspaces



This combination of smart buildings & smart operations, **unlocks actionable data across all aspects** of your operations

1 Capture & Normalize

Combine captured data from multiple sources to mirror building assets & processes on digital twins



Data sources

2 Monitor

Apply algorithms & logic to continuously assess performance

3 Solve & Act

Solve & act on identified issues by applying solutions that mitigate problems & improve performance

Addressing end user building **needs**

Operations Management Use Case: Facility maintenance

Building Asset Diagnostics

2 Monitor

Identification of building issues

1 Capture & Normalize

Capture & normalize data from the building **ready for application analytics** & monitoring

Asset Maintenance Management

3 Solve & Act

Create tickets, allocate workorders & deploy technicians



Addressing end user building **needs**

Operations Management Use Case: **Efficient facility maintenance** processes to **increase productivity**

Building Asset Diagnostics

Asset Maintenance Management

2 Monitor

Identification of building issues using **condition-based** maintenance techniques

1 Capture & Normalize

Capture & normalize data from the building **ready for application analytics** & monitoring



3 Solve & Act

Automated tickets and **intelligent allocation** of workorders in response to diagnostics, empowering technicians with access to **enriched operations data**

Addressing end user building **needs**

Workplace Management Use Case: Room Conditioning

Room conditions monitoring

1 Capture & Normalize

Automated capture of **occupancy data** from IoT Sensors & BMS.
Centralize and expose room data.



Room booking

2 Monitor

Identify when the room is booked



Addressing end user building **needs**

Workplace Management Use Case: Creating **comfortable workspaces** and **energy savings**

Room conditions monitoring

1 Capture & Normalize

Combine **data from room booking** with your building data



Room booking


2 Monitor

Identify when the room is booked & **requires preconditioning**


3 Solve & Act

Orchestrate a sequence in the reserved space to prepare the room for attendees, At meeting conclusion, space is re-conditioned to a default state to **conserve energy** during vacancy


Real world outcomes

Asset Management 

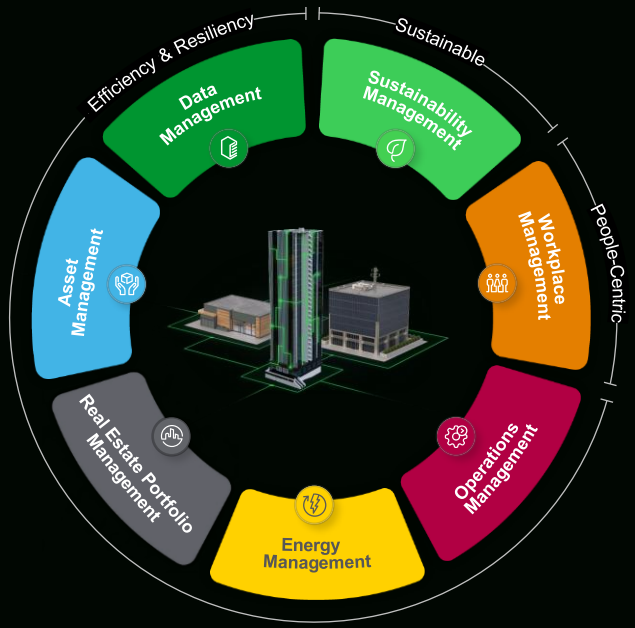
40% reduction in cost related faults¹


Real Estate Portfolio Management* 

60 Production sites lease contracts **consolidated into one package**²


Energy Management 

Up to **50%** reduction in energy consumption⁶




Sustainability Management 

Up to **40%** reduction in carbon emissions³

Workplace Management 

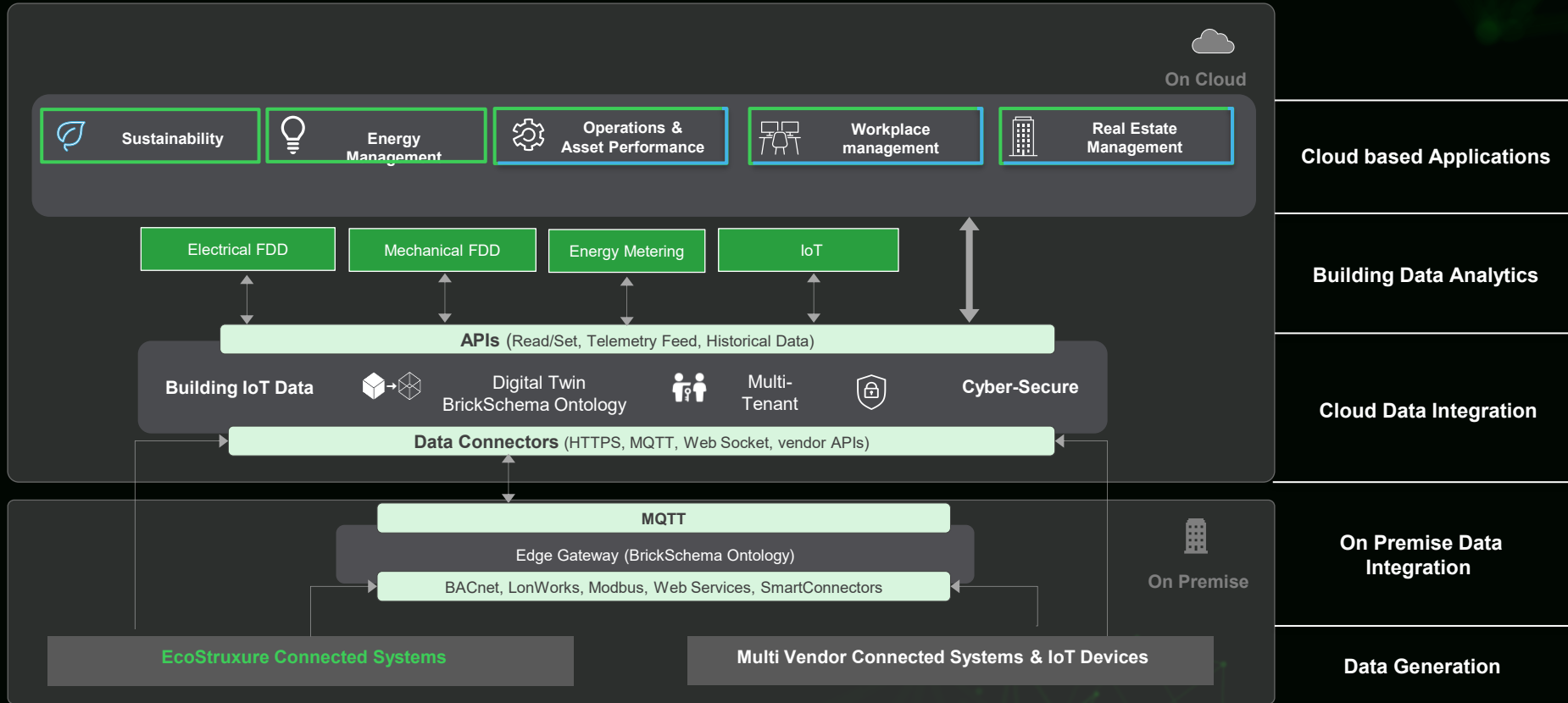
90pt Comfort Score in the **WELL Building Standard**⁴

Operations Management 

24/7 Power uptime Up to **60%** reduction in 3rd party labor⁵

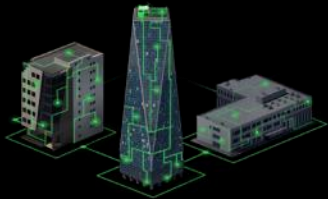
1 Boston Scientific
 2 Leading International Food & Beverage Manufacturer
 3 Schneider Electric Building Decarbonization Calculator
 4 Sidara
 5 Aspiria
 6 Le Hive

What this looks like



Your digitization journey

Key steps to transforming your building portfolio



Transform **Internally**



Transform **Your Industry**



Together Schneider Electric & Planon enable a seamless experience combining **smart buildings** and **smart operations** delivering an **intelligent portfolio**.

Planon

Schneider
Electric